

*Welcome to a whole
new world of innovation!*



The new ScanNCut SDX1200 is not just a hobby machine, we've equipped it to be perfect for small business use too. Robust and packed full of incredible features, it allows you to explore a world of design both at home and at work.

- Automatic blade depth adjustment
- Cuts materials up to 3mm thick
- Precise, faster and quieter cutting
- 600dpi built-in scanner
- 1,303 built-in designs with 17 fonts
- Stand-alone – no PC required
- Wireless connectivity

Three Reasons to choose ScanNCut SDX1200

1. Easy to use!

No extra hardware needed

The ScanNCut SDX1200 is totally stand-alone and that means you don't need to connect it to a PC. No other scanning and cutting machine can do that.

Design on the go

The ScanNCut SDX1200 is fully portable, so you can get creative anywhere and anytime you choose. Wherever you are, create and edit your designs on the large colour touchscreen, then conveniently cut, draw or scan at your leisure.

Fully automatic blade adjustment

Enjoy stress-free crafting with our fully automatic blade adjustment. When we say automatic, we mean automatic! The machine's sensor will recognise the thickness of your material and adjust the blade settings, without you having to do anything - regardless of the type or thickness of your material (up to 3mm). Great for beginners or more experienced crafters.



2. So versatile

You can now cut a wide variety of materials up to 3mm thick, from thin fabrics to materials such as felt, cork and foam.

Blade sensor technology

The new Auto Blade gives you the freedom and versatility to explore cutting a range of thicker materials without needing to change the blade. The ScanNCut SDX1200 also comes with our specially designed Thin Fabric Auto Blade, which makes cutting thin fabric without backing a breeze.

Unlimited design options

The ScanNCut SDX1200 features a built-in scanner, so you can scan virtually anything – a handmade drawing, a magazine clipping, cherished photos and more – the creative possibilities are endless. With our free online programme, CanvasWorkspace, you can create endless personalised designs and save them to your machine's memory to use time and again.

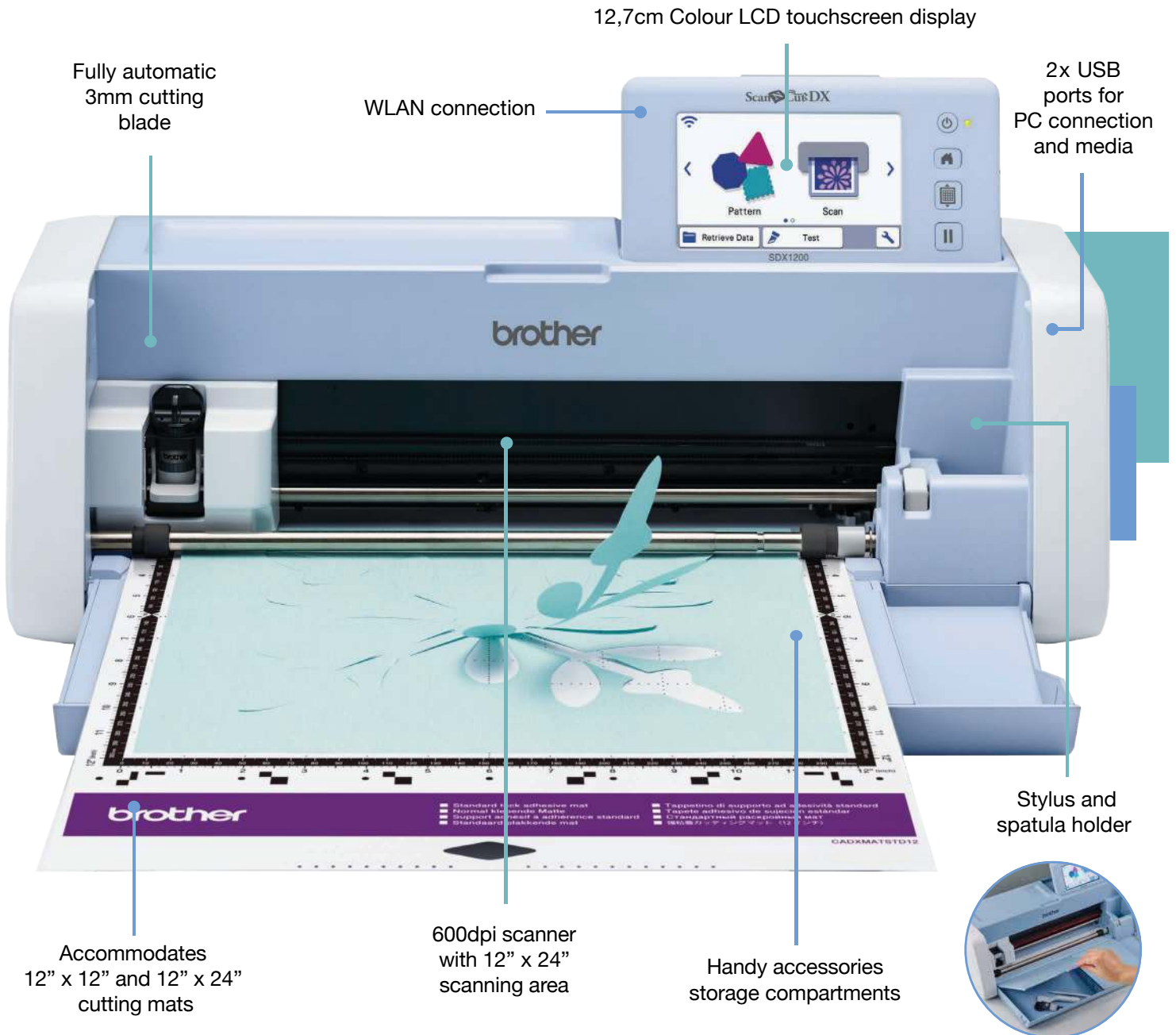
3. So precise and stable

The ScanNCut SDX1200 has been engineered to provide you with the most precise cutting experience ever, even on intricate patterns and thicker materials. Faster than previous models and quieter than ever before, cutting and drawing are not only quicker, it's a smoother, more relaxed experience for you too.



Small but versatile

The ScanNCut SDX1200 machine is packed with great features that will expand your creativity to new heights.



Features

Stand-alone

Create and edit your designs, all on the bright 12,7cm colour LCD touchscreen. The extra-large non-glare touchscreen makes it easier than ever to edit, zoom and customise your designs with no PC or mobile device required.



Blade sensor technology

Saving you time and making your cutting effortless, the fully automatic blade system takes the away any guesswork, automatically detecting the correct cutting depth and pressure needed for the perfect cut. For even finer results you can manually adjust the settings to suit you.



Built-in scanner

Scan virtually anything – a handmade drawing, a magazine clipping, cherished photos and more – create endless cut and draw designs and save to the machine's memory.



Scan-to-cut-data

Scan, edit and create your own designs and save it as a cut file. ScanNCut SDX1200 will automatically create cut lines, which can be used to cut, draw or emboss*.

*Additional purchase required for embossing function



Direct cut and half cut

Scan your material, create the outline cuts and select your design straight from the surface to cut out. Remove the hassle of hand-cutting designs from your favourite papers and fabrics. Also great for cutting personalised stickers, with the handy half cut function.



600dpi Scan to USB

Scan your favourite photos, drawings or large patterns on the generous scanning area of 12" x 24" with the 24" scanning mat. Save as jpeg files direct to USB flash drive.

* The 24" scan mat is available as an optional accessory. Additional purchase required.



Background scanning

Don't let small or awkward pieces of card and fabric go to waste. With our background scanning function you can place your design exactly on your leftovers, saving you time and money.



Cut up to 3mm

Cut thicker materials like felt and foam up to 3mm. The new 3mm cutting blade gives you the freedom to explore a variety of materials, all with one versatile blade.



WLAN connection

Wireless connection allows you to send designs directly from your free CanvasWorkspace account. No need for cables or USB flash drives.

canvasworkspace.brother.com



Fabric cutting

Calling all quilters! Cut perfect quilting and patchwork pieces at the touch of a button. ScanNCut SDX1200 can even draw in and cut your desired seam allowance, so you can spend time on what you really enjoy.



Pen draw

With ScanNCut SDX1200 you can change your cut file – whether it's from a previous scanned image or a built-in design – then recreate the design into a drawing in a matter of seconds, with a selection of fill patterns to choose from.




Built-in patterns

Packed with 17 fonts and 1,303 built-in designs, including 140 quilt and appliqué patterns, the ScanNCut SDX1200 has something for every person, project or occasion. Choose from basic shapes, intricate designs, borders, quilt and appliqué patterns, fonts and much, much more.



SVG data readability

With the ScanNCut SDX1200 there is no need to convert SVG files before cutting out, as the machine can read them directly. More time crafting, less time converting.



PES/PHC/PHX readability

Convert your favourite PES/PHC/PHX* embroidery data into cutting or drawing files directly on the ScanNCut SDX1200. Able to recognise grey, colour, outline, region and stitch lines, your converted embroidery data can now be used for beautiful cutting, line art, embossing and foiling projects.

*To read PHX file, software version should be 1.1x or higher

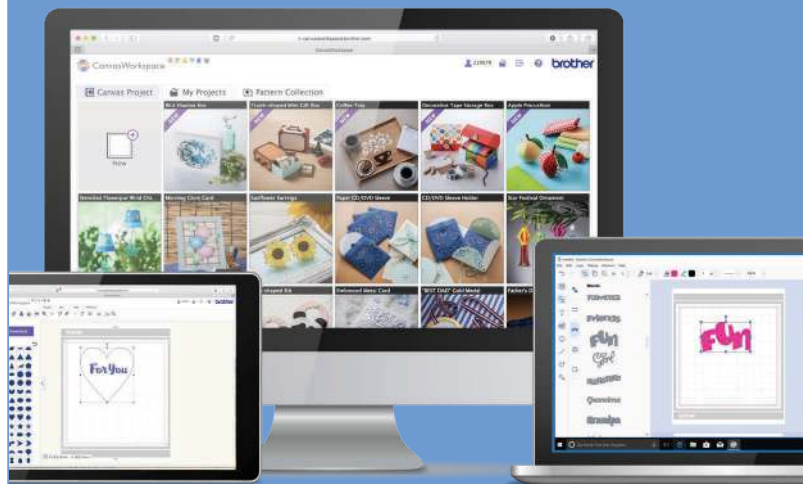
ScanNCut SDX1200



Features	ScanNCut SDX1200
Stand-alone/ PC peripheral	Stand-alone
600 DPI capable built-in scanner	✓
Total built-in designs	1303
Built-in fonts	17
Wireless LAN ready	✓
Maximum thickness for cutting	3mm
Adjustable blade depth	Fully automatic
Adjustable blade pressure	Fully automatic
Half cut sticker setting	Manual on screen
Cutting fabric without backing	✓
Adjustable cutting speed	Manual selection on the machine
Mat size (width x length)	12" x 12" (Optional: long 24")
24" Scan function	✓
SVG File Readability	Via CanvasWorkspace or direct import to the machine
PES/PHC/PHX* file readability (*To read PHX file, software version should be 1.1x or higher)	✓ most PES/PHC/PHX* data
USB port for media	✓
Direct Data Transfer via USB cable on CanvasWorkspace (Connection via USB cable is available for Window only. USB cable not included)	✓
Drawing function	✓
Roll feeder function	✓ (Optional)
Cutting pressure (grams of force)	Up to approx. 1260 gf

Included Accessories	
Touch pen	✓
Spatula	✓
Pen holder	✓
6-Colour pen set	✓
2-Type erasable pen set	✓
Auto blade (with holder)	✓
Thin fabric auto blade (with holder)	✓
Standard mat 12" x 12"	✓
Low tack adhesive mat 12" x 12"	✓
Iron-on fabric contact sheet (2 pcs)	✓
High tack fabric support sheet (2 pcs)	✓
Instruction manual	support.brother.com
Quick reference guide	✓
Pattern list	support.brother.com
Getting started guide and sample cardstock	✓

CanvasWorkspace



CanvasWorkspace – now also for PC

Our free cloud-based design application is now available for PC and Mac – and it's still **FREE!**

Design when and where you want, then send your designs wirelessly from your computer to your ScanNCut or transfer them via USB flash drive.

CanvasWorkspace also comes with hundreds of free projects to further inspire your creativity.

canvasworkspace.brother.com

New creative possibilities

Expand your creative possibilities with the optional Roll Feeder. Great for creating longer designs for home décor or shop windows. Or high volume cutting of repeat jobs like stickers or logos.



Matless loading for Roll Stickers*

With the roll feeder function, you can now load and cut rolled sticker material without the need for a mat.

* Additional purchase of roll feeder required. CanvasWorkspace (PC and Mac version) must be installed to use the Roll Feeder function.

Half-cut stickers

When the roll feeder function is selected, ScanNCut SDX1200 will automatically select the half cut feature. Just another handy feature to help you create with ease.

Never stop creating

With our extensive range of accessories, Brother and the ScanNCut SDX1200 will help you take your creative projects to the next level. Check out the rhinestone kit, printable sticker kit, line and region embossing kit, stencil sheets and so much more.



brother
at your side

www.brother.co.za <http://support.brother.com>



Working with you for a better environment
www.brotherearth.com